DRAWER

Draw attention.

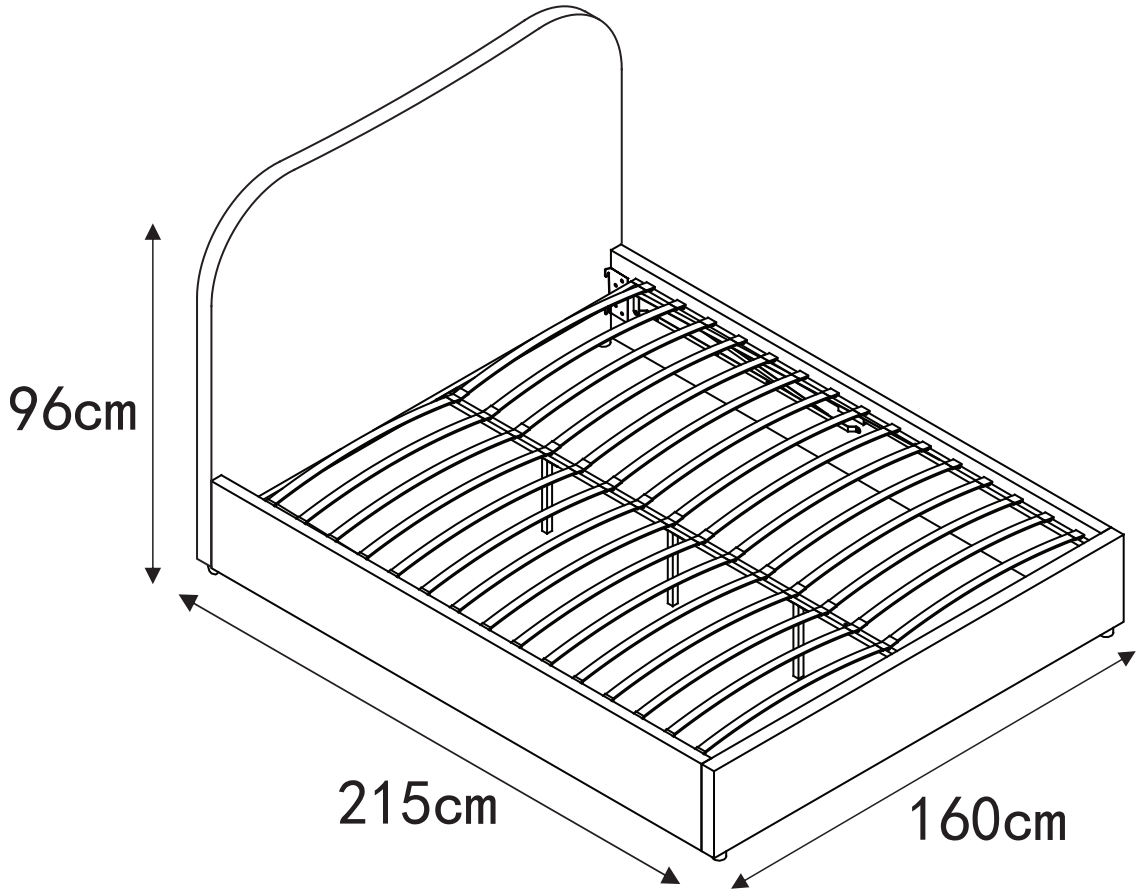

NAPO LIT COFFRE 140x190CM

REFERENCE(S)	1700002/1700005





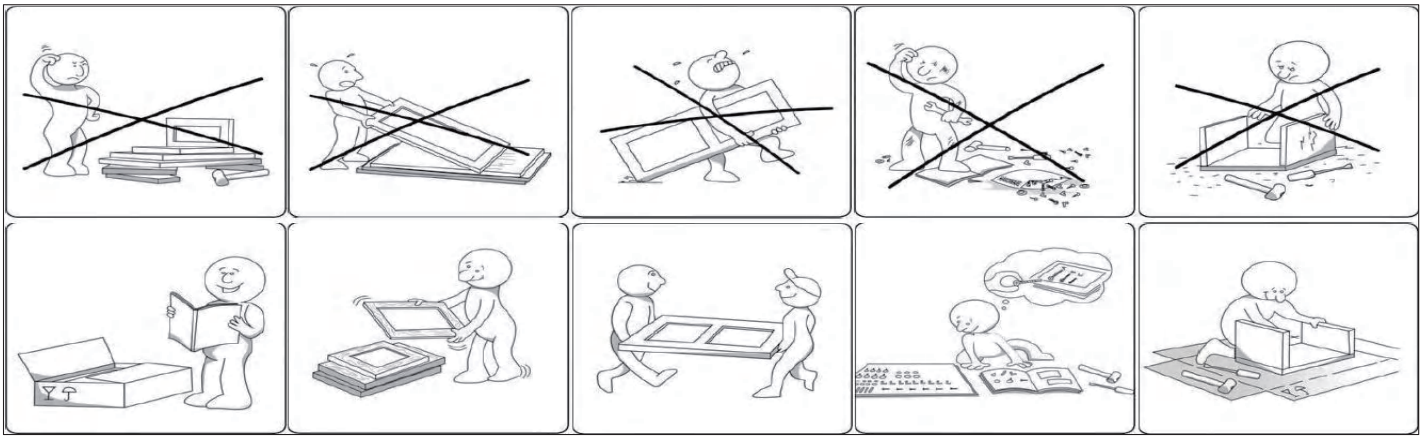

FR	CONSIGNES DE SECURITE

IMPORTANT, À CONSERVER POUR CONSULTATION ULTÉRIEURE : À LIRE ATTENTIVEMENT

Ce meuble est à usage domestique.
Déconseillé aux enfants de moins de 6 ans.
A monter soi-même.
Vérifier la présence et l'état de la quincaillerie et des pièces avant de débuter le montage.
Ne pas monter ou utiliser le mobilier si certains éléments sont cassés, endommagés ou manquants, et n'utiliser que des pièces approuvé es par le fabricant.
Utiliser uniquement l'outillage fourni ou préconisé.
Serrer correctement les éléments de fixation avec l'outillage fourni ou préconisé.
Un mauvais montage, calage ou manutention peut entraîner une fragilisation des assemblages et/ou des pièces.
Tenir éloigné les jeunes enfants lors de l'assemblage. Présence de petites pièces susceptibles d'être ingérées.
Il convient que tous les dispositifs d'assemblage soient toujours convenablement serrés et régulièrement vérifiés, et resserrés, si né cessaire.
Ne pas déplacer un mobilier chargé.
Les meubles contenant des panneaux à base de bois peuvent émettre des substances polluantes dans l'air intérieur. Il est donc recommandé, après l'installation du meuble, d'aérer fréquemment la pièce pendant au moins quatre semaines.

EN	SAFETY INFORMATION

IMPORTANT, RETAIN FOR FUTURE REFERENCE: READ CAREFULLY

This furniture is for domestic use.
Not suitable for children under 6 years.
Self-assembly required.
Check that all of the hardware and parts are present and in good condition before starting assembly.
Do not assemble or use the furniture if any of the parts are broken, damaged or missing, and only use parts approved by the manufacturer.
Only use tools that are supplied or recommended.
Firmly tighten the fasteners using the supplied or recommended tools.
Improper assembly, cribbing or handling can lead to assemblies and/or parts becoming weakened.
Keep young children away during assembly. The product contains small parts that could be ingested.
All joints should always be properly tightened and regularly checked, and retightened, if necessary.
Do not move furniture that is loaded.
Furniture containing wood-based panels (particleboard, fibreboard, plywood, etc.) can emit pollutants into the indoor air. You are therefore advised, after the furniture has been installed in its location, to ventilate the room frequently for at least four weeks in order to reduce exposure to the pollutants emitted by the furniture.

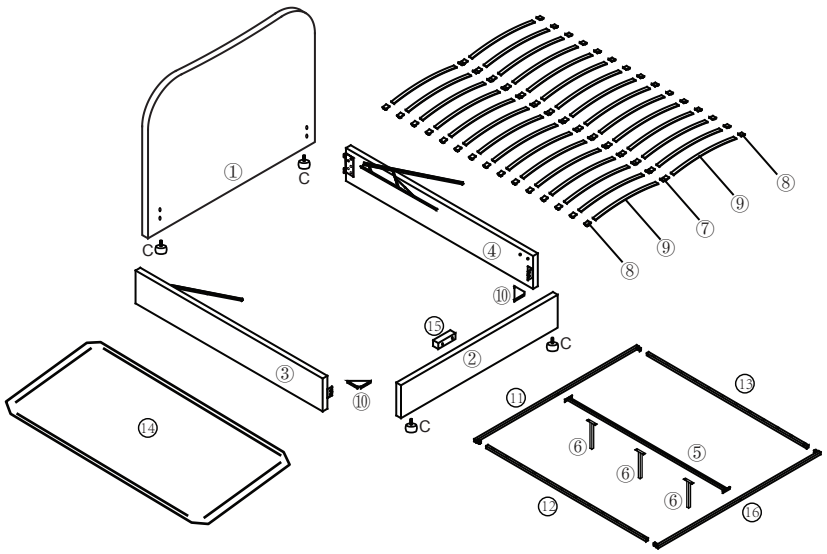

	2		60 MIN

No. Nr.	TAILLE / ABMESSUNGEN	Qté/Qtà Menge	CTN KTN												
①	1600x920x140mm	x1	2	⑤	1800x40x20mm	x1	1	⑩	75x185x1mm	x2	1	⑮	120x30x30mm	x1	1
②	1600x235x90mm	x1	1	⑥	200x30x30mm	x3	1	⑪	1330x25x25mm	x1	1	⑯	1330x25x25mm	x1	1
③	1920x235x90mm	x1	1	⑦	55x50x10mm	x15	2	⑫	1850x25x25mm	x1	1				
④	1920x235x90mm	x1	1	⑧	55x30x10mm	x30	2	⑬	1850x25x25mm	x1	1				
				⑨	685x55x10mm	x30	2	⑭	2060x1470x1mm	x1	2				

Quincaillerie de montage / Hardware

Ax8	Bx1	Cx4	Dx4	Ex4	Fx16
					
M6x20mm	215x33mm	75x40mm	M8x35mm	M8	M8
Gx18	**Hx1**	**Ix1**	**Jx1**	**Kx1**	**Lx16**
	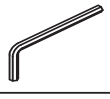				
M8	10x4.5mm	70x25mm	193x125mm	320x20mm	M8x30mm
Mx12	**Nx2**	**Ox1**			
					
M8x20mm	M8x50mm	205x33mm			



SAV / SPARE PARTS															
Sachet de quincaillerie (lettre) / Hardware bag (letter)															
A	x														
Parties du meuble (numéro) / Furniture parts (number)															
1	x														

1

Bx1



215x33mm

Cx4



75x40mm

Gx2



M8

Hx1



10x4.5mm

Nx2



M8x50mm

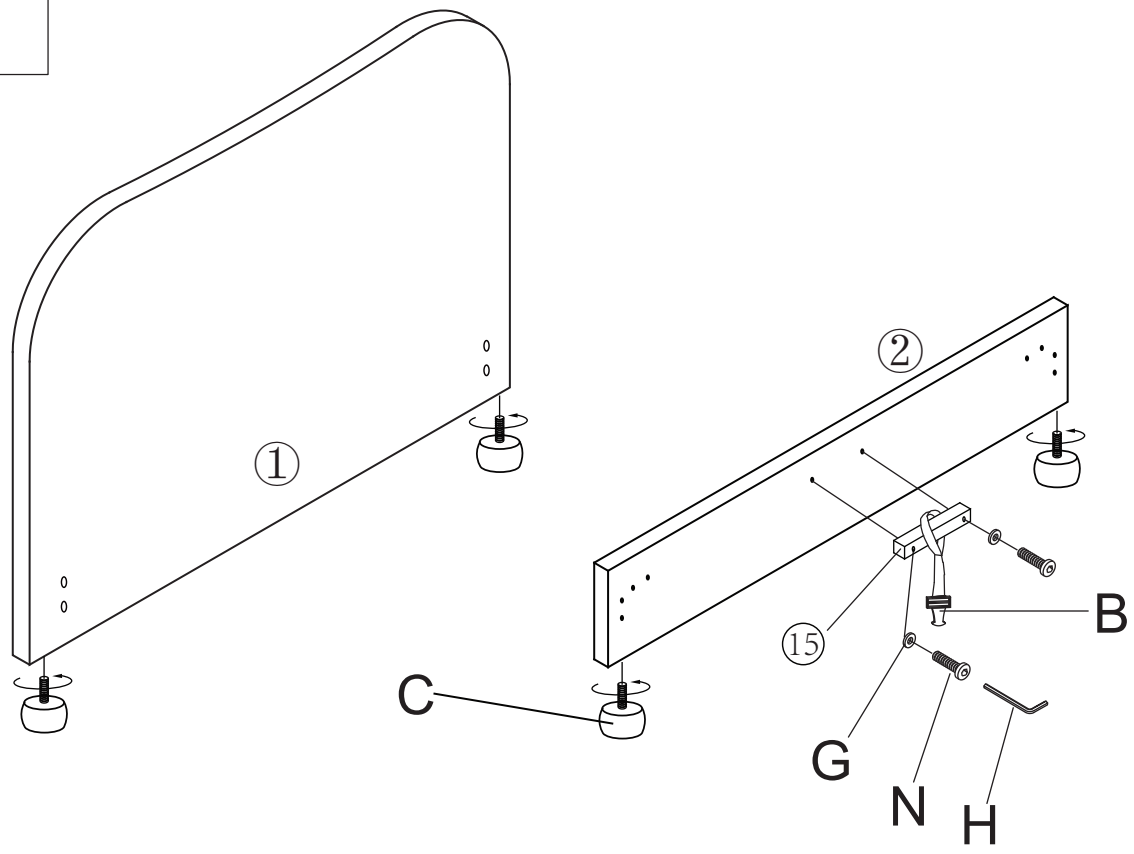

2

Fx16



M8

Gx16



M8

Hx1



10x4.5mm

Lx16



M8x30mm

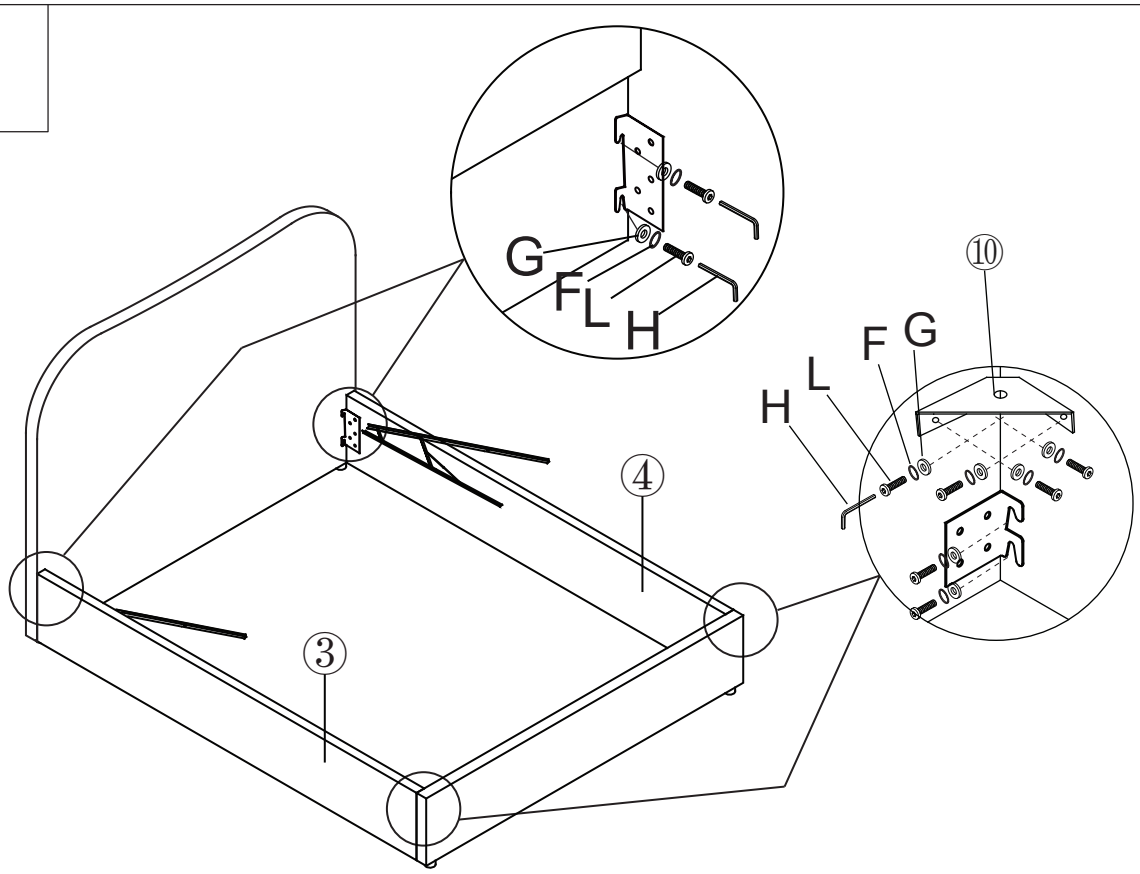

3

Hx1

10x4.5mm
Mx6

M8x20mm

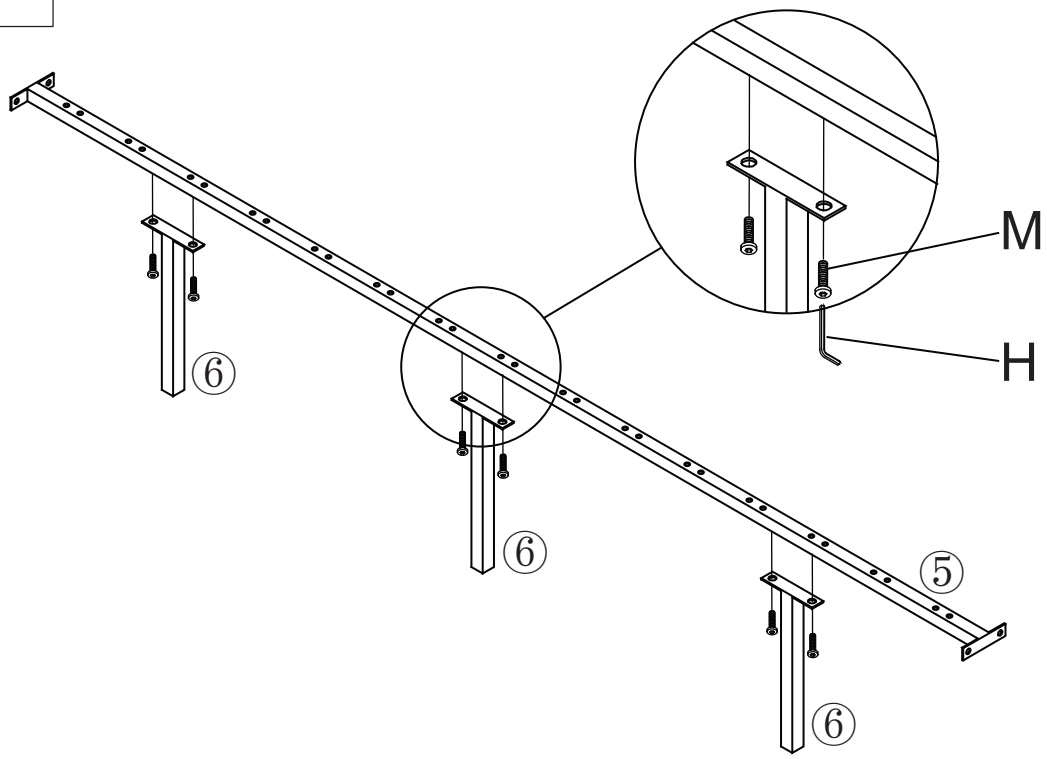

4

Make sure bottom with 3 holes !

Ax8

M6x20mm
Hx1

10x4.5mm
Ox1

205x33mm

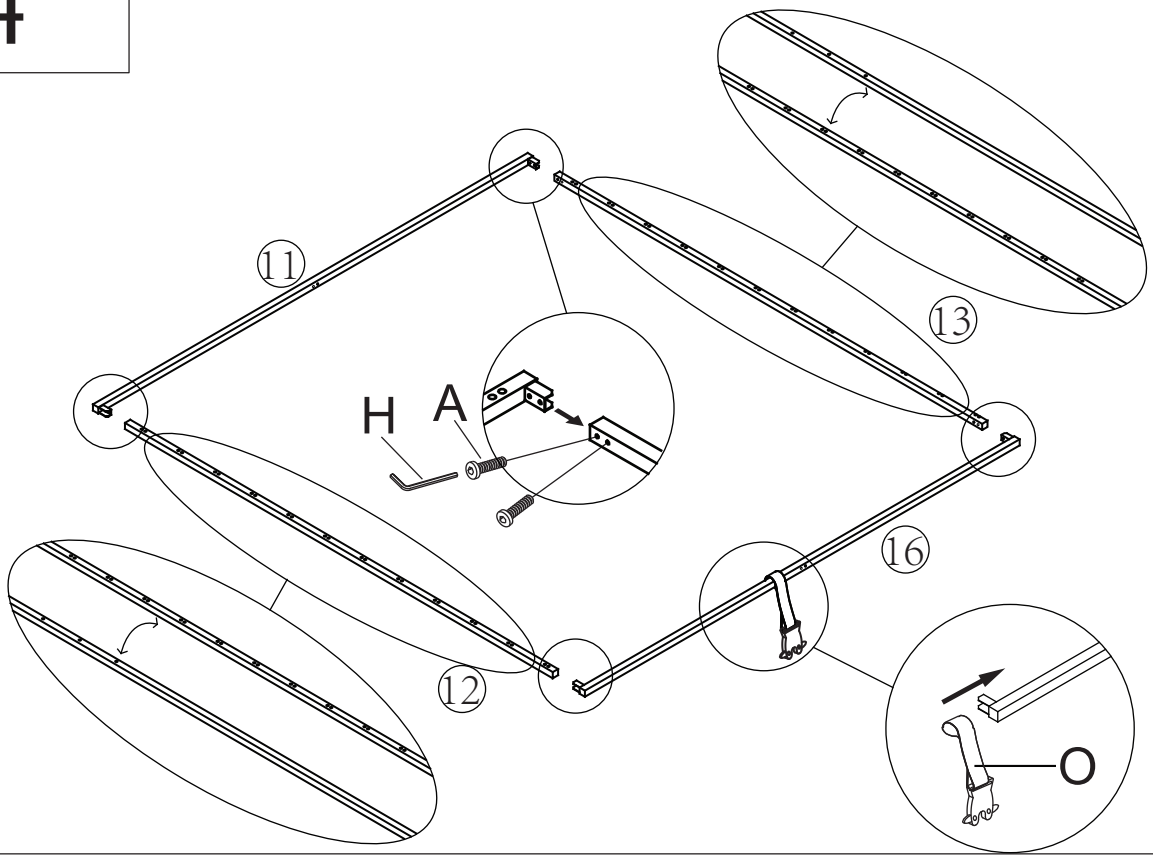

5

Dx4

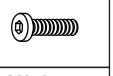

M8x35mm

Ex4



M8

Hx1



10x4.5mm

Ix1



70x25mm

Kx1



320x20mm

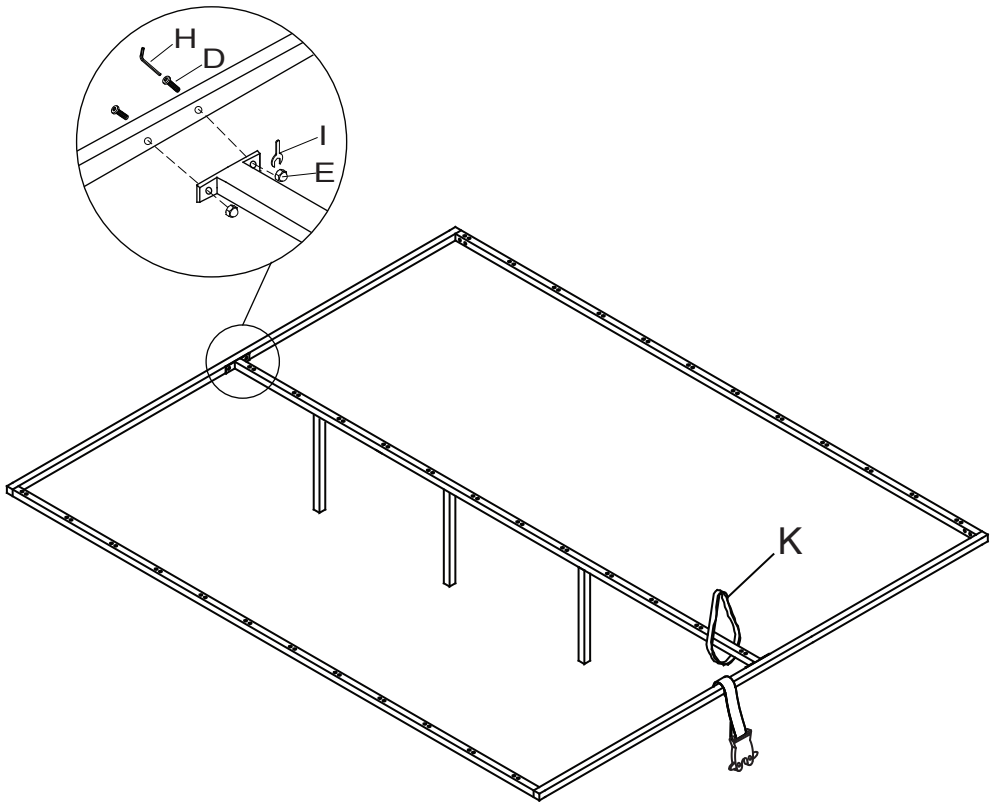

6

Hx1



10x4.5mm

Mx6



M8x20mm

Jx1



193x125mm

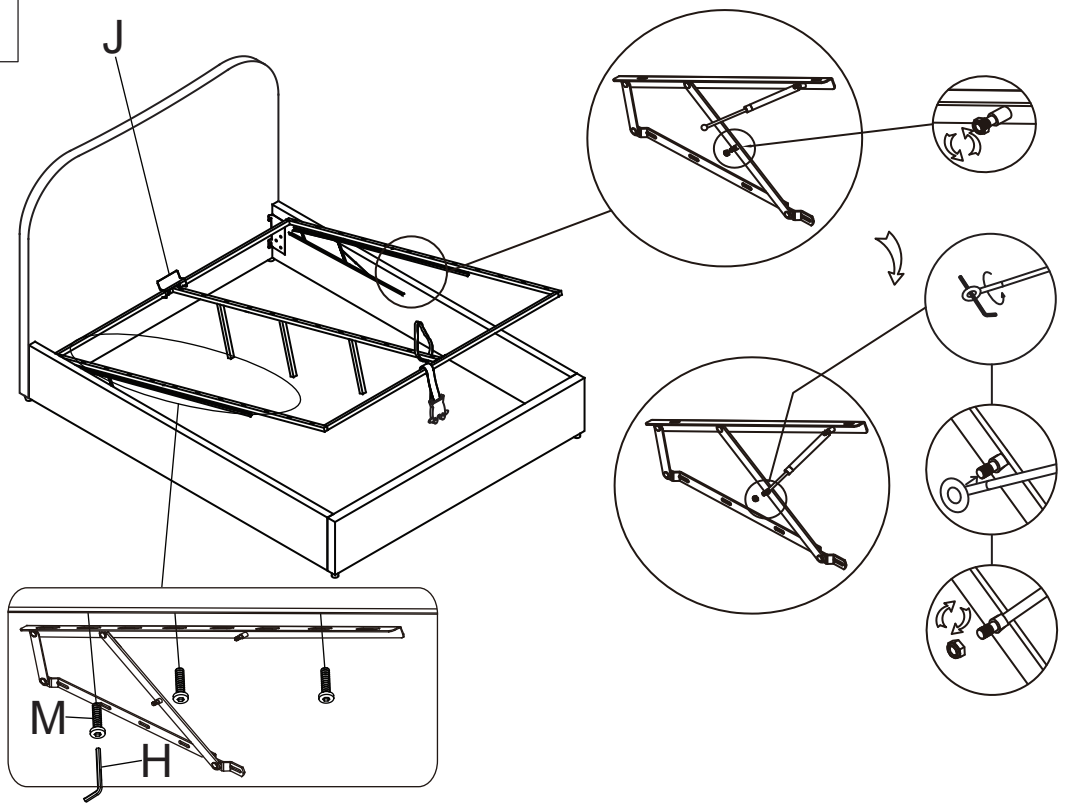

7

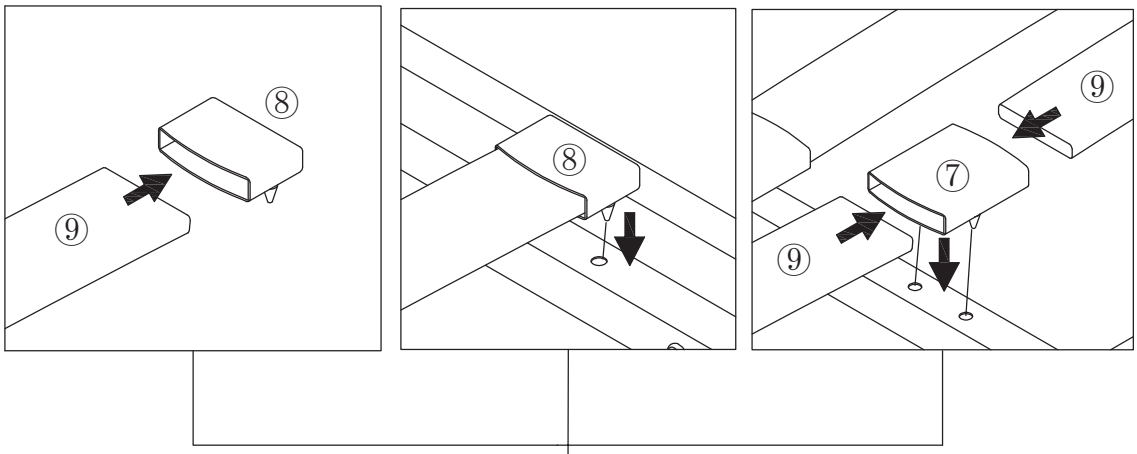

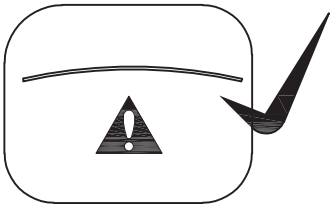

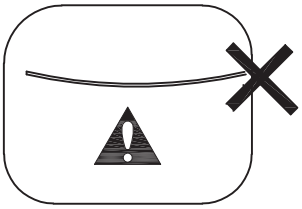

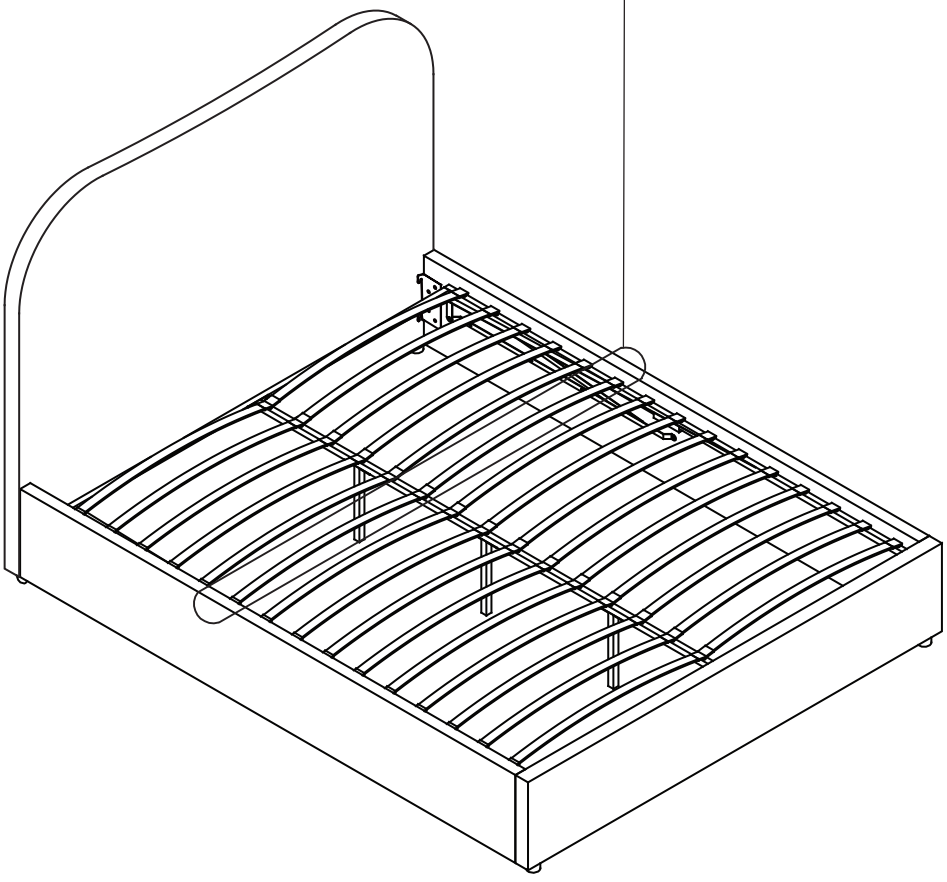

8

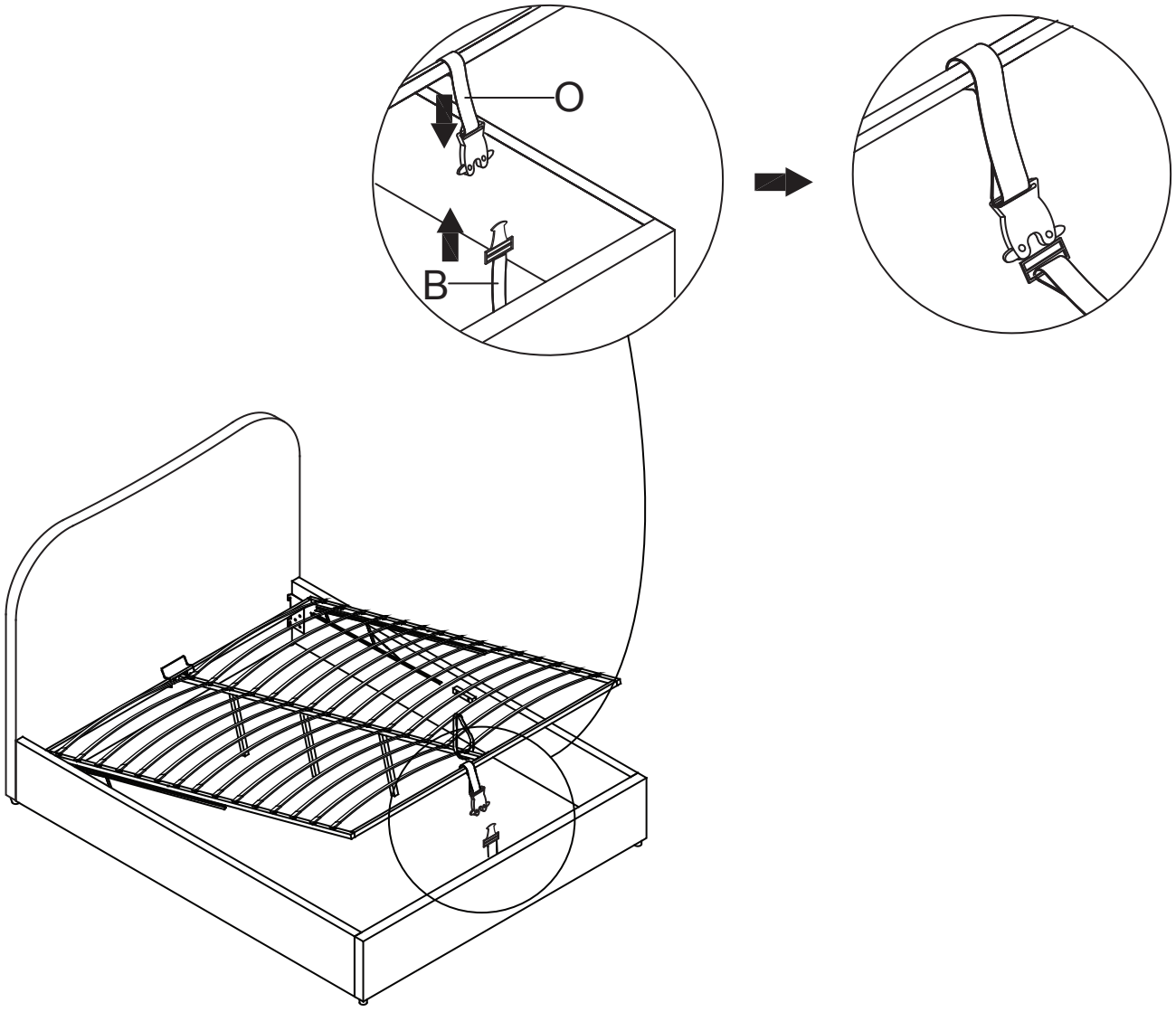

Warning: Lock the buckle after close of gas-lift to avoid opening automatically;
Attention de bien fermer la boucle pour éviter l'ouverture involontaire;
Verriegeln Sie die Schnalle nach dem Schließen des Gaslifts, um ein automatisches Öffnen zu vermeiden;
Bloccare la fibbia dopo la chiusura del gas-lift per evitare che si apra automaticamente.

9

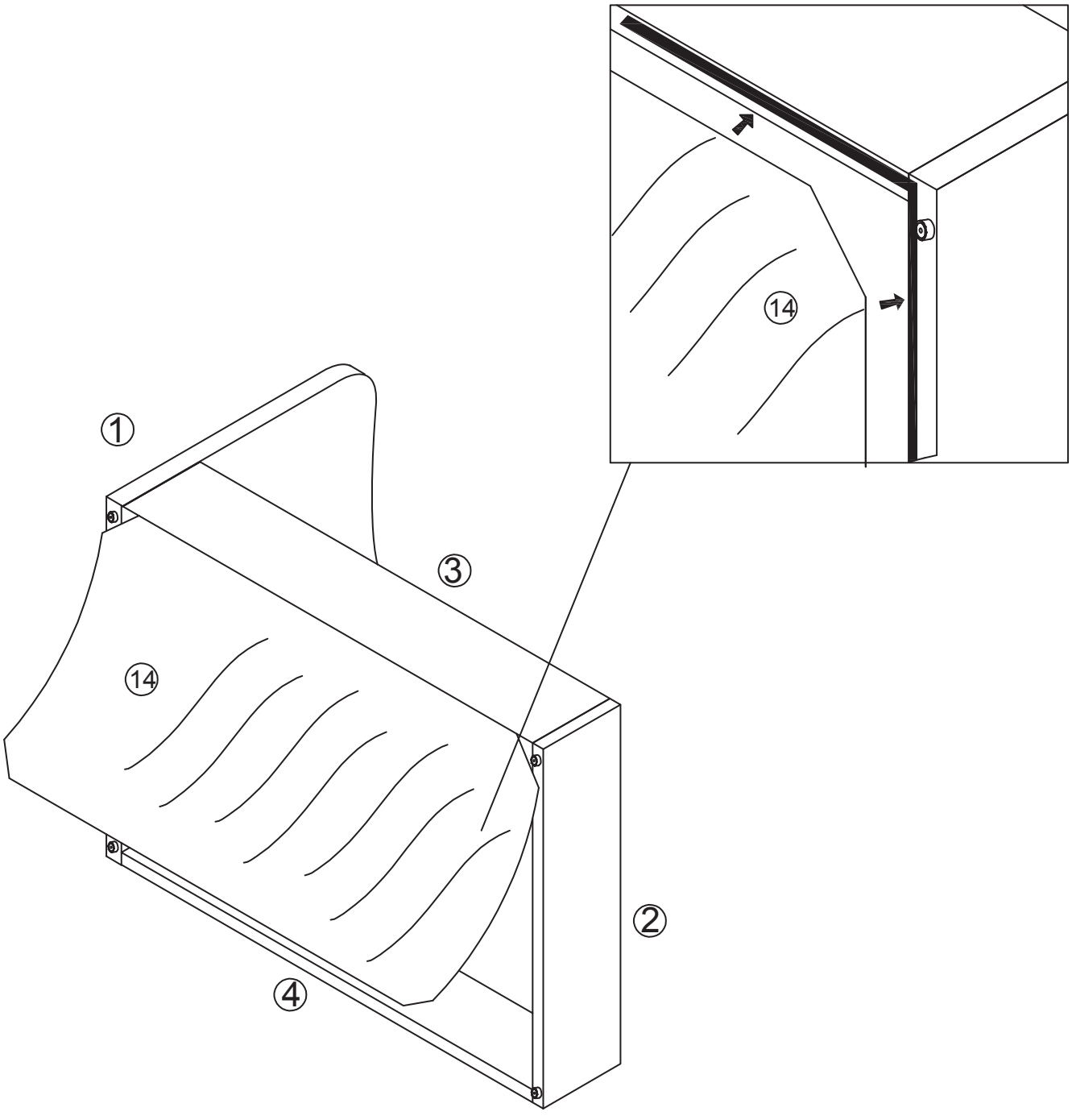

10

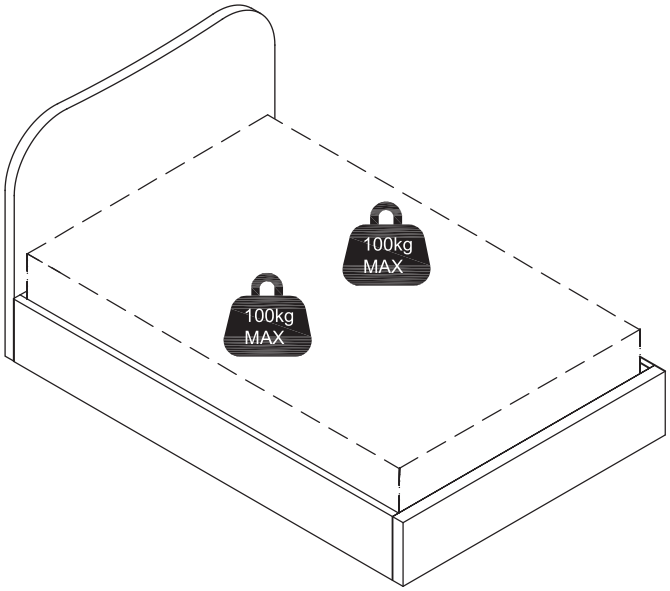

CHARGE MAXIMALE
MAXIMUM LOAD

FR

CONSIGNES D'UTILISATION	Ne jamais forcer les assemblages. Resserrez les vis après quelques temps d'usage. Gardez votre notice de montage, si une pièce venait à manquer, elle serait le plus clair moyen de communiquer avec votre magasin. Installer le produit sur une surface plane. S'assurer de la stabilité du produit avant utilisation. Respecter la charge maximale pour une utilisation sécurisée.

RANGEMENT ET ENTRETIEN	Dépoussiérer soigneusement puis humecter un chiffon doux et propre d'eau lé gèrement savonneuse. Ne pas utiliser de produits de nettoyage abrasifs ou solvants.

EN

INSTRUCTIONS FOR USE	Never force the connections. Re-tighten the screws after few days. Keep the Instructions Al leaflet, it contains information when claiming for missing parts. Install the product on a flat surface. Ensure product stability before use. Ensure to not exceed the maximum loading weight for a safe usage.

STORAGE AND CLEANING	Carefully remove the dust. Use a soft and clean damp cloth with soapy water. Do not use abrasive cleaning products or solvents.