Pier import

NOTICE DE MONTAGE
30049743 - CHEVET NAKO

A 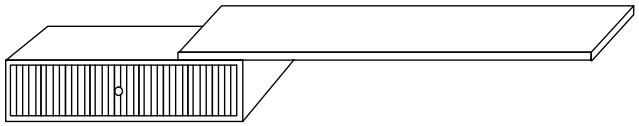		D 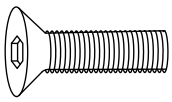	x 16
B 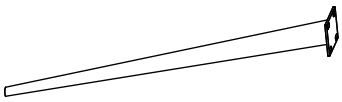	x 2	E 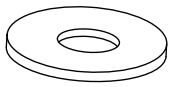	x 16
C 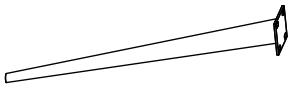	x 2	F 	x 1

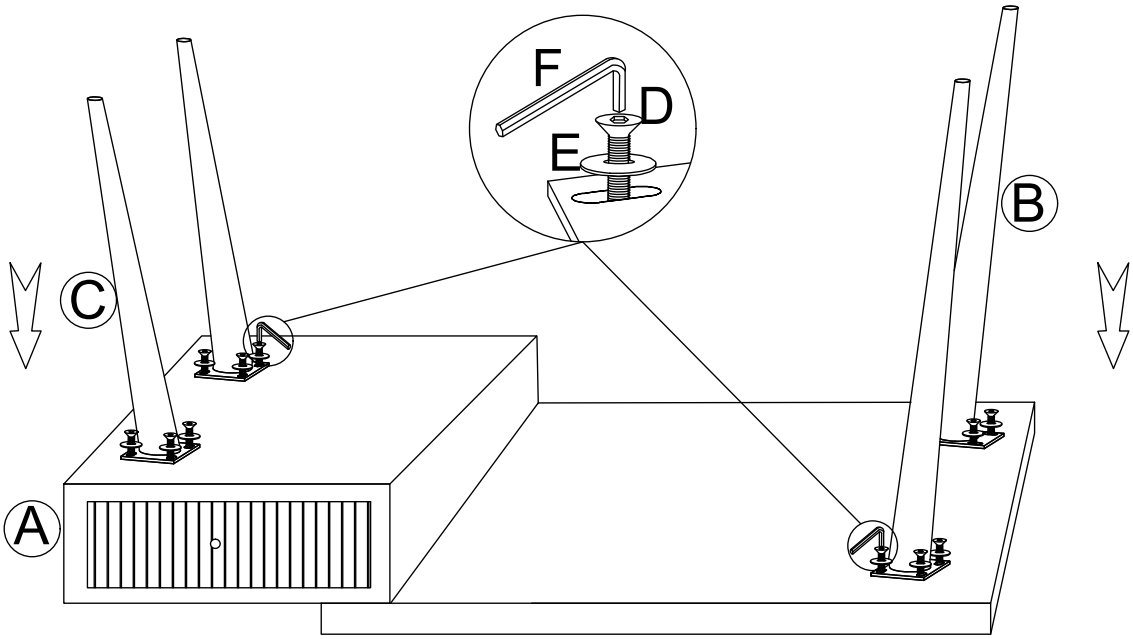

Retourner la table délicatement sur une surface protégée comme un tapis ou une couverture. Ajuster les trous et fixer les pieds en utilisant les vis (D) et les rondelles (E). Serrer avec la clé ALLEN (F). Se conformer au schéma pour réaliser un assemblage correctement aligné.

